



GUIDE FOR UPLOADING A NEW VERSION OF YOUR APPLICATION FORM

INVESTING IN OUR COMMON FUTURE


Table of Contents


1. Interim Admissibility Report	3
2. Upload of the new version of your application form.....	4

1. Interim Admissibility Report

Within the admissibility process, some adjustments or documents could be requested by the JTS.

In order to know what adjustments are requested to your project application, please read the interim admissibility report which is available in the section “contents” of your application section.

Investing in our common future 



ATLANTIC AREA
Transnational Programme

[Home](#) / [Projects](#) / [Project Ideas](#) / [Call for projects](#) / [Management Structure](#) / [Working Groups](#)

You are here: [Home](#) > [Call for projects](#) > [3rd Call for projects 2011](#) > [Applications](#) > [Teste](#)

MENU
[Edit application process](#)

CALL FOR PROJECTS
[Application Process](#)
[1st Call for projects 2008](#)
[2nd Call for projects 2009](#)
[3rd Call for projects 2011](#)
Applications
[My Application\(s\)](#)
[Application Form](#)
[Applicants Handbook](#)
[Call for Projects Announcement](#)
[Other Useful Documents](#)

DOCUMENTS
[Programme Documents](#)
[Call for projects: documents](#)
[Projects Implementation](#)
[Relevant Legislation](#)
[Other Useful Documents](#)
[Annual Implementation Report](#)

[Project identification](#) | **[\[Contents\]](#)** | [Lead partner](#)

Teste

Project title:
Teste

Project code:
2011-1/147


Acronym:
TESTE 2011

Programme priority/objective:
3.1 - Promote interoperability and continuity of existing transport networks, and sea/road/rail/air intermodality

Creation Date:
Apr 26, 2011 01:20 PM

Update Date:
May 18, 2011 03:38 PM

Observations:

Application form:
 [Atlantic Area Application Form 2008v1.accdr](#) — Octet Stream, 36876Kb

History


2. Upload of the new version of your application form

Please make only **ADJUSTMENTS REQUESTED IN THE INTERIM ADMISSIBILITY REPORT**, using the same application form previously submitted.

If you need further information please contact the JTS: atlantico.stc@ccdr-n.pt

Once the adjustments are done, you must submit again the application form.

In the “Menu”, click on “Edit application process”



Investing in our common future

ATLANTIC AREA
Transnational Programme

Home / Projects / Project Ideas / Call for projects / Management Structure / Working Groups /

You are here: Home > Call for projects > 3rd Call for projects 2011 > Applications > Teste

MENU

- Edit application process**

CALL FOR PROJECTS

- Application Process
- 1st Call for projects 2008
- 2nd Call for projects 2009
- 3rd Call for projects 2011
- Applications
- My Application(s)
- Application Form
- Applicants Handbook
- Call for Projects Announcement
- Other Useful Documents

DOCUMENTS

- Programme Documents
- Call for projects: documents
- Projects Implementation
- Relevant Legislation
- Other Useful Documents
- Annual Implementation Report

[Project identification] [Contents] [Lead partner]

Teste

Project title:
Teste

Project code:
2011-1/147

Acronym:
TESTE 2011

Programme priority/objective:
3.1 - Promote interoperability and continuity of existing transport networks, and sea/road/rail/air intermodality

Creation Date:
Apr 26, 2011 01:20 PM

Update Date:
May 18, 2011 03:38 PM

Observations:

Application form:
[Atlantic Area Application Form 2008v1.accdr](#) — Octet Stream, 36878Kb

History

The following screen will appear. Do not change the fields filled in during the first submission (Project Identification and lead partner).

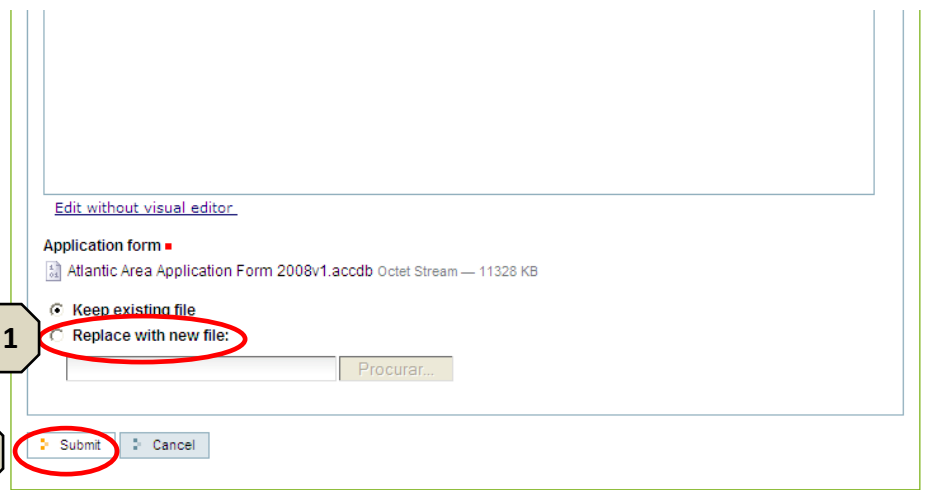
In «Observations» we advise you to write information you may judge pertinent and the mention «New Version + the Acronym of the project».

At the bottom of the screen **YOU MUST CLICK ON «Replace with new file»**. **1**

Upload your application form new version.

Click on «Submit» **2**

ZIP THE FILE TO SPEED THE UPLOAD.



The screenshot shows a web interface for uploading an application form. At the top, there is a text area with a link "Edit without visual editor". Below it, the file name "Atlantic Area Application Form 2008v1.accdb" is displayed with a size of "11328 KB". There are two radio button options: "Keep existing file" (which is selected) and "Replace with new file:". The "Replace with new file:" option is circled in red, with a callout box containing the number "1". Below the radio buttons is a text input field and a "Procurar..." button. At the bottom of the interface, there are "Submit" and "Cancel" buttons. The "Submit" button is circled in red, with a callout box containing the number "2".

After this submission, you will receive an email confirming the reception.

Once the submission is registered by the JTS, you will receive a second email. Your project number is **UNCHANGED**.

The JTS will start the assessment of the adjustments done and the complementary information provided, to lead to a final status for admissibility.